

Specials - Week 7

Directions:

Please choose one square to complete per day - It is the expectation that you email your child's special teacher the assignment they complete each day of the week. You can send links, pictures, videos, or a statement explaining what your child completed written by you or the student.

Art

Mrs. Glastetter - glastetterj@fultonschools.org

Mrs. Ackerman - ackermanm@fultonschools.org

PE

Coach Richardson - richardsonf@fultonschools.org

Coach Green - greenm1@fultonschools.org

Music

Ms. Wehr - wehrb@fultonschools.org


Ms. Boehnlein - boehnleinn@fultonschools.org


STEM/MEDIA


Mr. Groce - grocehd@fultonschools.org

Mrs. Scholberg - scholbergl@fultonschools.org

MUSIC	ART	STEM/MEDIA	PE
<p>Write a parody song (change the lyrics to a song that already exists)</p>	<p>Do you miss seeing the geese at school? How realistic can you make it look?</p> <p>Learn how to draw them here!</p> 	<p>Media: Create a Comic Strip of at least 3 frames that teaches Kindergarten and 1st grade students about good reading habits.</p>	<p>My Learning Goals</p> <p>I can dribble safely in self-space and pass with family members.</p> <p>Warm-Up Activity</p> <p>Get Up</p> <p>Activity</p> <p>1st: DRIVER'S TEST</p> <p>Activity Card</p> <p>2nd DRIVER'S TEST</p> <p>Activity Card Using a soccer ball or a sock ball practice your skills safely.</p> <p>Refocus</p> <p>Let's Unwind</p>

<p>Use 4 different home instruments (bowls, box, silverware, etc.) and play along with one of these videos https://youtu.be/1ebeCOo6XQU</p> <p>https://youtu.be/lyhsTdfEL1E</p>	<p>Join the fun and recreate a famous painting of your choice! Check out the #museumchallenge for inspiration started by the Getty Museum. Click here for the news clip explaining the challenge.</p> <p>Click here to see the famous painting that my family recreated!</p> 	<p>Media: https://www.youtube.com/watch?v=ijgoLt4luF0</p> <p>Create something from a plastic bag and send me the picture!</p>	<p>My Learning Goals</p> <p>ACCURACY</p> <p>The quality of being correct, precise, or on target.</p> <p>Warm-Up Activity</p> <p>Choose Your Own</p> <p>Soccer Archery Activity Card</p> <p>Activity Card Using a ball practice your skills safely. Get creative by substituting different equipment for items you have at home.</p> <p>From Mindless to Mindful</p>
<p>Watch this video. Can you think of another song with the same structure?</p>	<p>Learn how to make a bracelet by weaving with straws!</p> <p>Don't forget to send a picture of you wearing your bracelet!</p>	<p>STEM:</p> <p>EGG DROP!</p> <p>Potential Materials:</p> <ul style="list-style-type: none"> ● egg ● sponges ● straws ● cardboard ● cottonballs 	<p>My Learning Goals</p> <p>INSIDE OF THE FOOT</p> <p>The longest section of the foot, running down the side from</p>

	<p>Watch this video :)</p> <p>Materials: 3 straws tape yarn/string</p> <p>Straw Weaving Bracelets</p>  <p>Artzy Creations</p>	<ul style="list-style-type: none"> • tape • household items <p>Design Challenge Have each family member create a container that will keep a raw egg safe when it is dropped from a height.</p> <p>Design Elements Keeping the egg safe means finding a way to pad it's fall or slow it down enough so it won't crack.</p> <p>Guiding Questions</p> <ol style="list-style-type: none"> 1. What items could be used as padding? 2. How will you secure the egg while it falls? 3. How could you slow down the egg when it is falling? 4. How might height effect this experiment? 	<p>the big toe to the heel.</p> <p>Warm-Up Activity</p> <p>I-Gotta-Feeling</p> <p>Activity</p> <p>Soccer Ski Slalom Activity Card</p> <p>Activity Card Using a soccer ball or a sock ball practice your skills safely.</p> <p>Refocus</p> <p>Let's Unwind</p>
<p>Let each person in your home choose one song and have a dance party together!</p>	<p>Create Origami:</p> <p>Click on this link and choose one origami character to make.</p> <p>You can use any type of paper but you need to cut it into a square before getting started.</p>	<p>STEM:</p> <p>MARBLE ROLLER COASTER</p> <p>Potential Materials:</p> <ul style="list-style-type: none"> • paper towel/toilet paper tubes • marble (or other small ball) • tape 	<p>My Learning Goals</p> <p>PASS</p> <p>To move an object from one space to another.</p> <p>Warm-Up Activity</p> <p>Electricity</p>

		<ul style="list-style-type: none">• scissors <p>Design Challenge Create a marble roller coaster out of household items</p> <p>Design Elements Create a roller coaster track using the wall as a support that can transfer the marble from top to bottom</p>	<p>Activity</p> <p>Activity Card Using a soccer ball or a sock ball practice your skills safely.</p> <p>Refocus</p> <p><u>From Mindless to Mindful</u></p>
--	---	---	--